

# Slip Into...

keystone<sup>®</sup>  
cosmetics & sciences

A DIVISION OF KEYSTONE INDUSTRIES

**NEW!**

## FIBER OVERLAY GEL COLORS WITH VITAMINS

Helps strengthen, protect, and grow your nails.



Iris HF  
4014021



Pink-A-Boo HF  
4014020



Pixie Pink HF  
4014018



Cheeky HF  
4014024



Sweet Pea HF  
4014017



Rosetta HF  
4014003



Soft Shell HF  
4014019



Skin Deep HF  
4014025



Cover Beige HF  
4014012

# Slip Into...

NEW!

FIBER OVERLAY GEL  
COLORS WITH VITAMINS



**Salted Caramel HF**  
4014022



**Cover Pink HF**  
4014013



**Barely There HF**  
4014004




**Natural Shimmer  
Peach HF**  
4014015



**Muted HF**  
4014023



**Nearly Naked HF**  
4014007




**Rosy Pink HF**  
4014002



**Rose Nude HF**  
4014006




**Natural Shimmer  
Peachpuff HF**  
4014016




**Baby Boom HF**  
4014011



**Milky Pink HF**  
4014014




**Sweet Pink HF**  
4014010



**Milky HF**  
4014014



**Cinderella HF**  
4014005



**Pink HF**  
4014008



**Clear HF**  
4014001



Transform your natural nails with **Fiber Overlay Gel**—the ultimate solution for long-lasting, strong, and healthy nails.

---

**Thicker Base & Overlay:** Fiber Overlay Gel provides superior adhesion while filling ridges for a smooth, flawless finish.

**14+ Days of Wear:** Enjoy durability and beauty that lasts for weeks.

**Strengthens Nails Naturally:** Synthetic fibers add strength, promoting natural nail growth.

**Gentle Soak-Off Formula:** Easily remove or switch colors without damaging your nails.

**Jam-packed with goodness:** Infused with Vitamin E and Calcium.

### HOW TO APPLY INSTRUCTIONS:

#### Nail Preparation:

- Buff the natural nail to remove shine.
- Apply a coat of B-2 Nail Prep to the natural nails to dehydrate the nail plate.
- For best results, follow with a layer of Ultrabond of your choice and allow product to dry for approximately 30 seconds (product will remain slightly tacky).

#### Gel Application:

- Apply thin layer of Fiber Overlay Gel over entire nail surface being careful to avoid the gel running into the cuticle area.
- *Optional:* For additional strength and/or shaping — apply an additional bead of product in the center of the nail and distribute evenly across the nail.
- Place nails into the appropriate light and cure for at least 60 sec in a LED/UV lamp. Highly pigmented colors may require an additional cure.
- *Optional:* Cover the nail with a layer of one of our 300+ colors or effects and cure for at least 60 sec in a LED UV lamp. If additional coverage is desired, apply a second coat and cure.
- Finish with a Keystone Top Gel of your choice, cure as recommended.

### HOW TO REMOVE INSTRUCTIONS:

- File the top layer.
- Soak nails in Acrylic Remover.
- Remove fingers every 4-5 minutes and remove dissolved gel from the surface with a cuticle pusher or orange wood stick, being careful not to damage the natural nail.
- Repeat soaking until gel is completely removed.

### Warning/Disclaimer:

Due to the nature of the product you may observe a slight shade difference between the product in the bottle and the cured product. The cured product is the color we are referencing. Colors may vary slightly depending on the lamp used for curing. To ensure vibrant colors and optimal visual results, we recommend using a Dual Wave lamp.

---



+14 DAYS  
LONG WEAR



SOAK OFF



GOOD  
ADHESION



SELF-  
LEVELING



NATURAL  
NAILS



TACKY  
LAYER



NEW  
FORMULA



VITAMINS



MULTI-  
COLOR



UV  
LED



HEMA  
FREE